stackoverflow.com

Overview

- Who, what and why of jQuery
- 5 core jQuery concepts
- Overview of jQuery API
- Building a plugin in 6 steps
- jQuery News

Who's using jQuery

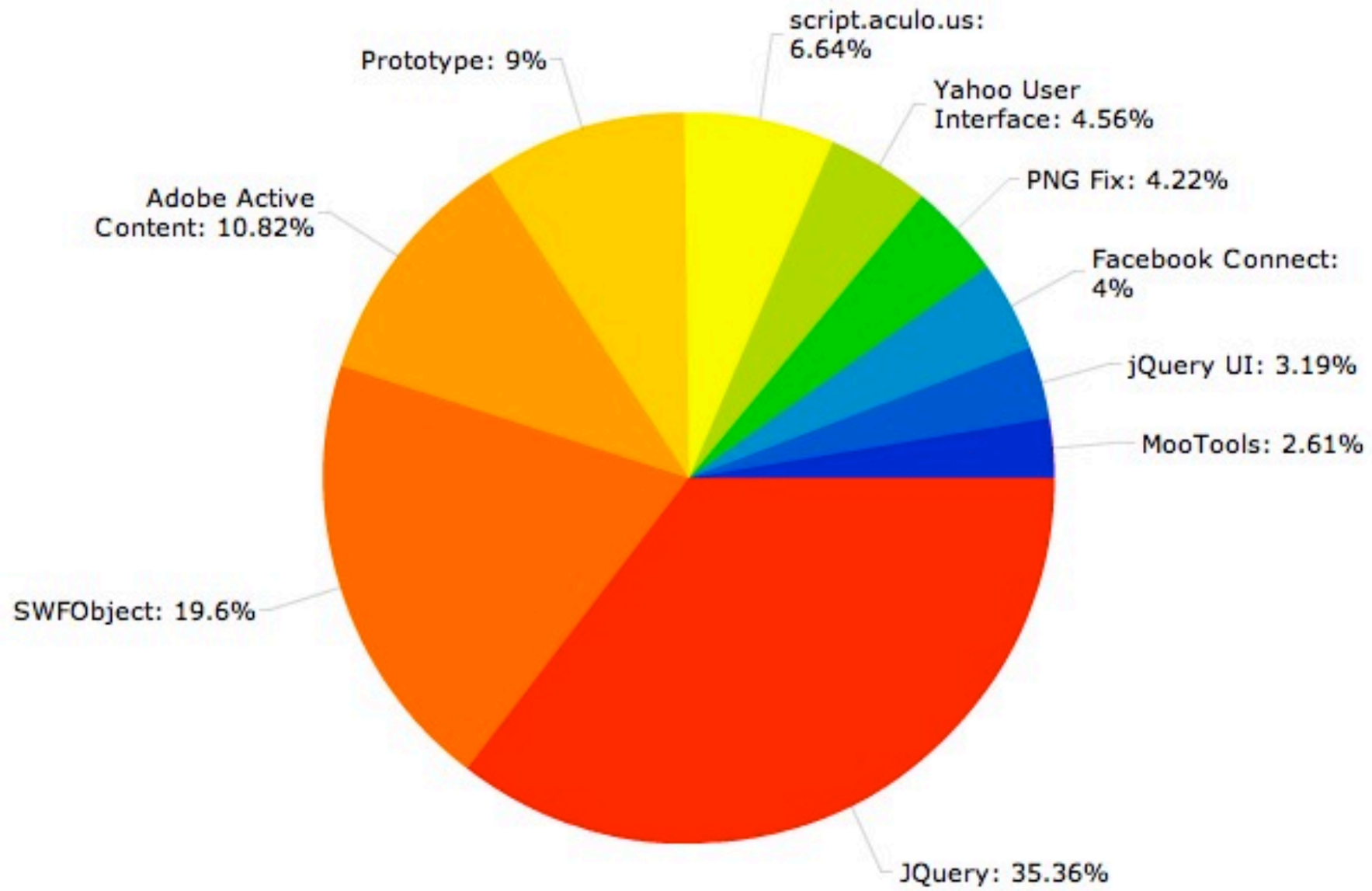

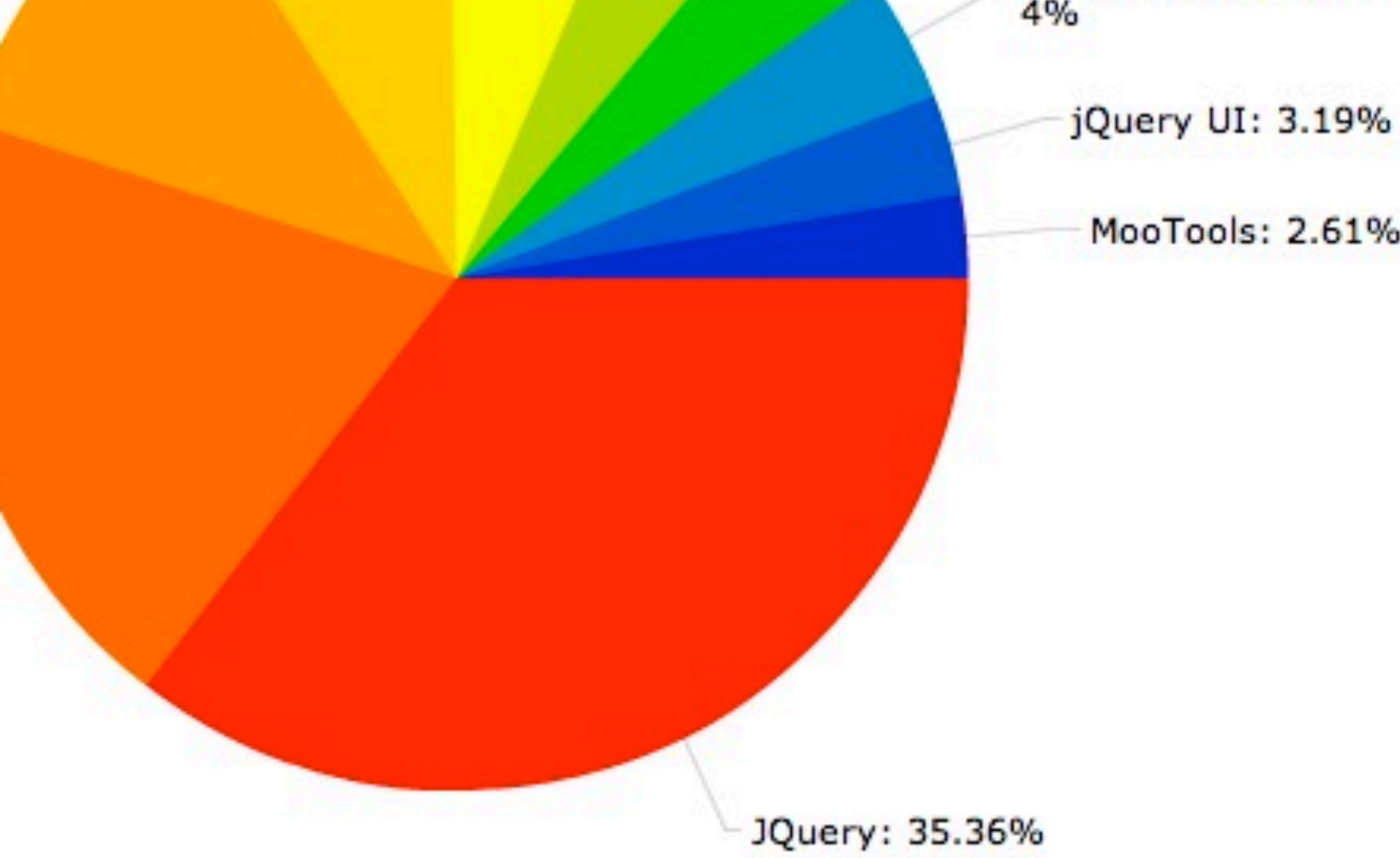
4%
jQuery UI: 3.19%
MooTools: 2.61%
JQuery: 35.36%

Who's using jQuery

reddit.com	whitehouse.gov	overstock.com
espn.com	microsoft.com	time.com
ibm.com	amazon.com	capitalone.com
stackoverflow.com	netflix.com	wordpress.com
boxee.tv	bing.com	dell.com
bit.ly	monster.com	twitter.com
twitpic.com	tv.com	w3.org

http://trends.builtwith.com/javascript/jquery

Who's using jQuery

reddit.com whitehouse.gov overstock.com
espn.com microsoft.com time.com
ibm.com amazon.com capitalone.com
boxee.tv bing.com dell.com
bit.ly monster.com twitter.com
twitpic.com tv.com w3.org

stackoverflow.com

http://trends.builtwith.com/javascript/jquery

What exactly is jQuery

jQuery is a JavaScript library!

- Dealing with the DOM
  (e.g. selecting, creating, traversing, changing, etc)
- JavaScript Events
- Animations
- Ajax interactions

What does that mean?

It means no more of this

```
var tables = document.getElementsByTagName('table');
for (var t = 0; t < tables.length; t++) {
   var rows = tables[t].getElementsByTagName('tr');
   for (var i = 1; i < rows.length; i += 2) {
    if (!/(^|s)odd(s|$)/.test(rows[i].className)) {
      rows[i].className += ' odd';
    }
  }
}
```

jQuery simplifies

```
jQuery('table tr:nth-child(odd)').addClass('odd');
```

jQuery simplifies

jQuery function

```
jQuery('table tr:nth-child(odd)').addClass('odd');
```

jQuery simplifies

jQuery function

```
jQuery('table tr:nth-child(odd)').addClass('odd');
```

CSS expression

jQuery simplifies

jQuery function

jQuery method

```
jQuery('table tr:nth-child(odd)').addClass('odd');
```

CSS expression

jQuery simplifies

```
jQuery('table tr:nth-child(odd)').addClass('odd');
```

It really is the

write less, do more.

JavaScript library!

Why use jQuery

- Helps us to simplify and speed up web development
- Allows us to avoid common headaches associated with browser development
- Provides a large pool of plugins
- Large and active community
- Tested on 50 browsers, 11 platforms
- For both coder and designer (we don't discriminate)

Why use jQuery

- ~~Helps us to simplify and speed up web development~~
- ~~Allows us to avoid common headaches associated with browser development~~
- Provides a large pool of plugins
- Large and active community
- Tested on 50 browsers, 11 platforms
- For both coder and designer (we don't discriminate)

Help!

APIs
docs.jquery.com
api.jquery.com
visualjquery.com

Blogs, tutorials, screencasts,
plugins, development sprints

Google Groups
jquery-en
jquery-dev
jquery-ui-en
jquery-ui-dev
jquery-a11y

Twitter
@jquery
@jquerysites
@jqueryui

Help!

IRC channel
irc.freenode.net/#jquery

APIs
docs.jquery.com
api.jquery.com
visualjquery.com

Blogs, tutorials, screencasts,
plugins, development sprints

Google Groups
jquery-en
jquery-dev
jquery-ui-en
jquery-ui-dev
jquery-a11y

Twitter
@jquery
@jquerysites
@jqueryui

Help!

IRC channel
irc.freenode.net/#jquery

Concept 1:

knowing the jQuery parameter types

- CSS selectors & custom CSS expressions
- HTML
- DOM elements
- A function (shortcut for DOM ready)

`jQuery('div')` & `jQuery(':first')`

- CSS selectors & custom CSS expressions
- HTML
- DOM elements
- A function (shortcut for DOM ready)

```
jQuery('<li><a href="#">link</a></li>')
```

- CSS selectors & custom CSS expressions

`jQuery('div')` & `jQuery(':first')`

- HTML

- DOM elements

- A function (shortcut for DOM ready)

`jQuery(document)` or `jQuery(document.createElement('a'))`

- CSS selectors & custom CSS expressions

`jQuery('div')` & `jQuery(':first')`

- HTML

`jQuery('<li><a href="#">link</a></li>')`

- DOM elements

- A function (shortcut for DOM ready)

`jQuery(function(){}) = jQuery(document).ready(function(){})`

- CSS selectors & custom CSS expressions

`jQuery('div')` & `jQuery(':first')`

- HTML

`jQuery('<li><a href="#">link</a></li>')`

- DOM elements

`jQuery(document)` or `jQuery(document.createElement('a'))`

- A function (shortcut for DOM ready)

- CSS selectors & custom CSS expressions

`jQuery('div')` & `jQuery(':first')`

- HTML

`jQuery('<li><a href="#">link</a></li>')`

- DOM elements

`jQuery(document)` or `jQuery(document.createElement('a'))`

- A function (shortcut for DOM ready)

`jQuery(function(){}) = jQuery(document).ready(function(){})`

Concept 2:

***find* something,**
do something

```
<!DOCTYPE html>
<html>
<body>
  <ul>
    <li><a>home</a></li>
    <li><a>about</a></li>
  </ul>
</body>
</html>
```

```
<!DOCTYPE html>
<html>
<body>
  <ul>
    <li><a>home</a></li>
    <li><a>about</a></li>
  </ul>
<script src="jquery.js"></script>
<script>
  jQuery('ul');
</script>
</body>
</html>
```

```
<!DOCTYPE html>
<html>
<body>
  <ul id="nav">
    <li><a>home</a></li>
    <li><a>about</a></li>
  </ul>
<script src="jquery.js"></script>
<script>
  jQuery('ul').attr('id', 'nav');
</script>
</body>
</html>
```

```
<!DOCTYPE html>
<html>
<body>
  <ul id="nav">
    <li><a>home</a></li>
    <li><a>about</a></li>
  </ul>
<script src="jquery.js"></script>
<script>
  jQuery('#nav a');
</script>
</body>
</html>
```

```
<!DOCTYPE html>
<html>
<body>
  <ul id="nav">
    <li><a href="/home">home</a></li>
    <li><a href="/about">about</a></li>
  </ul>
<script src="jquery.js"></script>
<script>
  jQuery('#nav a').each(function(){
    jQuery(this).attr('href',
    ➥ '/' + jQuery(this).text());
  });
</script>
</body>
</html>
```

Concept 3:

***create** something,*
do something

```
<!DOCTYPE html>
<html>
<body>
  <ul id='nav'>
  </ul>
</body>
</html>
```

```
<!DOCTYPE html>
<html>
<body>
  <ul id='nav'>
  </ul>
<script src=”jquery.js”></script>
<script>
  jQuery(‘<li>home</li>’);
  jQuery(‘<li>about</li>’);
</script>
</body>
</html>
```

```
<!DOCTYPE html>
<html>
<body>
  <ul id='nav'>
  </ul>
<script src="jquery.js"></script>
<script>
  jQuery('<li>home</li>')
➥.wrapInner('<a/>');
  jQuery('<li>about</li>')
➥.wrapInner('<a/>');
</script>
</body>
</html>
```

```
<!DOCTYPE html>
<html>
<body>
  <ul id='nav'>
    <li><a>home</a></li>
    <li><a>about</a></li>
  </ul>
<script src="jquery.js"></script>
<script>
  jQuery('<li>home</li>')
➥.wrapInner('<a/>').appendTo('#nav');
  jQuery('<li>about</li>')
➥.wrapInner('<a/>').appendTo('#nav');
</script>
</body>
</html>
```

Concept 4:

chaining & operating

```
<!DOCTYPE html>
<html>
<body>
  <ul id='nav'>
    <li class="item"><a href="/home">home</a></li>
    <li class="item"><a href="/about">about</a></li>
  </ul>
<script src="jquery.js"></script>
<script>
  jQuery('ul').attr('id', 'nav');
  jQuery('#nav li').addClass('item');
  jQuery('#nav a').each(function () {
    jQuery(this).attr('href', '/'+jQuery(this).text());
  });
</script>
</body>
</html>
```

```
<!DOCTYPE html>
<html>
<body>
  <ul id='nav'>
    <li class="item"><a href="/home">home</a></li>
    <li class="item"><a href="/about">about</a></li>
  </ul>
<script src="jquery.js"></script>
<script>
  jQuery('ul').attr('id', 'nav');
  jQuery('#nav li').addClass('item');
  jQuery('#nav a').each(function () {
    jQuery(this).attr('href', '/'+jQuery(this).text());
  });
</script>
</body>
</html>
```

```
<!DOCTYPE html>
<html>
<body>
  <ul id='nav'>
    <li class="item"><a href="/home">home</a></li>
    <li class="item"><a href="/about">about</a></li>
  </ul>
<script src="jquery.js"></script>
<script>
  jQuery('ul').attr('id', 'nav');
  jQuery('#nav li').addClass('item');
  jQuery('#nav a').each(function () {
    jQuery(this).attr('href', '/'+jQuery(this).text());
  });
</script>
</body>
</html>
```

```
<!DOCTYPE html>
<html>
<body>
  <ul id='nav'>
    <li class="item"><a href="/home">home</a></li>
    <li class="item"><a href="/about">about</a></li>
  </ul>
<script src="jquery.js"></script>
<script>
  jQuery('ul').attr('id', 'nav');
  jQuery('#nav li').addClass('item');
  jQuery('#nav a').each(function () {
    jQuery(this).attr('href', '/'+jQuery(this).text());
  });
</script>
</body>
</html>
```

1

2

3

1

2

3

```
<!DOCTYPE html>
<html>
<body>
  <ul id='nav'>
    <li class="item"><a href="/home">home</a></li>
    <li class="item"><a href="/about">about</a></li>
  </ul>
<script src="jquery.js"></script>
<script>
  jQuery('ul').attr('id', 'nav');
  jQuery('#nav li').addClass('item');
  jQuery('#nav a').each(function () {
    jQuery(this).attr('href', '/'+jQuery(this).text());
  });
</script>
</body>
</html>
```

```
<!DOCTYPE html>
<html>
<body>
  <ul id='nav'>
    <li class="item"><a href="/home">home</a></li>
    <li class="item"><a href="/about">about</a></li>
  </ul>
<script src="jquery.js"></script>
<script>
  jQuery('ul')
    .attr('id', 'nav')
    .find('li')
    .addClass('item')
    .find('a')
    .each(function () {
      jQuery(this).attr('href', '/'+jQuery(this).text());
    });
</script>
</body>
</html>
```

Concept 5:

understanding implicit iteration

```
<!DOCTYPE html>
<html>
<body>
  <ul id='nav'>
    <li class="item"><a href="/home">home</a></li>
    <li class="item"><a href="/about">about</a></li>
  </ul>
<script src="jquery.js"></script>
<script>
  jQuery('ul')
    .attr('id', 'nav')
    .find('li')
    .addClass('item')
    .find('a')
    .each(function () {
      jQuery(this).attr('href', '/'+jQuery(this).text());
    });
</script>
</body>
</html>
```

```
<!DOCTYPE html>
<html>
<body>
  <ul id='nav'>
    <li class="item"><a href="/home">home</a></li>
    <li class="item"><a href="/about">about</a></li>
  </ul>
<script src="jquery.js"></script>
<script>
  jQuery('ul')
    .attr('id', 'nav')
    .find('li')
    .addClass('item')
    .find('a')
    .each(function () {
      jQuery(this).attr('href', '/'+jQuery(this).text());
    });
</script>
</body>
</html>
```

Review

- Knowing the jQuery parameter types
- Find something, do something
- Create something, do something
- Chaining & Operating
- Understanding Implicit Iteration

“What about the bling function?”

jQuery == $

$ == jQuery

$ is an alias to jQuery

```
<!DOCTYPE html>
<html>
<body>
  <ul id='nav'>
    <li class=”item”>home</li>
    <li class=”item”>about</li>
  </ul>
<script src=”jquery.js”></script>
<script>
  jQuery(‘li’).addClass(‘item’);
</script>
</body>
</html>
```

```
<!DOCTYPE html>
<html>
<body>
  <ul id='nav'>
    <li class=”item”>home</li>
    <li class=”item”>about</li>
  </ul>
<script src=”jquery.js”></script>
  <script>
jQuery(‘li’).addClass(‘item’);
  </script>
  </body>
  </html>
```

```
<!DOCTYPE html>
<html>
<body>
  <ul id='nav'>
    <li class=”item”>home</li>
    <li class=”item”>about</li>
  </ul>
<script src=”jquery.js”></script>
<script>
  $(‘li’).addClass(‘item’);
</script>
</body>
</html>
```

```
<!DOCTYPE html>
<html>
<body>
  <ul id='nav'>
    <li class=”item”>home</li>
    <li class=”item”>about</li>
  </ul>
<script src=”jquery.js”></script>
<script>
  $(‘li’).addClass(‘item’);
</script>
</body>
</html>
```

```
<!DOCTYPE html>
<html>
<body>
  <ul id='nav'>
    <li class=”item”>home</li>
    <li class=”item”>about</li>
  </ul>
<script src=”jquery.js”></script>
<script>
$(document).ready(function () {
  $(‘li’).addClass(‘item’);
});
</script>
</body>
</html>
```

```
<!DOCTYPE html>
<html>
<head>
</head>
<body>
  <ul id='nav'>
    <li class=”item”>home</li>
    <li class=”item”>about</li>
  </ul>
<script src=”jquery.js”></script>
<script>
$(document).ready(function () {
  $(‘li’).addClass(‘item’);
});
</script>
</body>
</html>
```

```
<!DOCTYPE html>
<html>
<head>
</head>
<body>
  <ul id='nav'>
    <li class=”item”>home</li>
    <li class=”item”>about</li>
  </ul>
<script src=”jquery.js”></script>
<script>
$(document).ready(function () {
  $(‘li’).addClass(‘item’);
});
</script>
</body>
</html>
```

```
<!DOCTYPE html>
<html>
<head>
<script src="jquery.js"></script>
<script>
$(document).ready(function () {
  $('li').addClass('item');
});
</script>
</head>
<body>
  <ul id='nav'>
    <li class="item">home</li>
    <li class="item">about</li>
  </ul>
</body>
</html>
```

```
<!DOCTYPE html>
<html>
<head>
<script src="jquery.js"></script>
<script>
$(document).ready(function () {
  $('li').addClass('item');
});
</script>
</head>
<body>
  <ul id='nav'>
    <li class="item">home</li>
    <li class="item">about</li>
  </ul>
</body>
</html>
```

```
<!DOCTYPE html>
<html>
<head>
<script src=”jquery.js”></script>
<script>
$(function () {
  $(‘li’).addClass(‘item’);
});
</script>
</head>
<body>
  <ul id='nav'>
    <li class=”item”>home</li>
    <li class=”item”>about</li>
  </ul>
</body>
</html>
```

```
<!DOCTYPE html>
<html>
<head>
<script src=”jquery.js”></script>
<script>
jQuery(function ($) {
  $(‘li’).addClass(‘item’);
});
</script>
</head>
<body>
  <ul id='nav'>
    <li class=”item”>home</li>
    <li class=”item”>about</li>
  </ul>
</body>
</html>
```

jQuery API overview

- Core
- Selectors
- Attributes
- Traversing
- Manipulation
- CSS
- Events
- Effects
- Ajax
- Utilities

- Core
- Selectors
- Attributes
- Traversing
- Manipulation
- CSS
- Events
- Effects
- Ajax
- Utilities

```
jQuery()

each()
size()
eq()
get()
index()

length
selector
context

data()
removeData()
queue()
dequeue()

jQuery.fn.extend()
jQuery.extend()
jQuery.noConflict()
```

- Core
- Selectors
- Attributes
- Traversing
- Manipulation
- CSS
- Events
- Effects
- Ajax
- Utilities

```
jQuery()

each()
size()
eq()
get()
index()

length
selector
context

data()
removeData()
queue()
dequeue()

jQuery.fn.extend()
jQuery.extend()
jQuery.noConflict()
```

- Core
- Selectors
- Attributes
- Traversing
- Manipulation
- CSS
- Events
- Effects
- Ajax
- Utilities

```
<!DOCTYPE html>
<html>
<body>

<p>Element Node</p>

<script src="jquery.js">
</script>
<script>
alert($('p').get(0).nodeName);
</script>

</body>
</html>
```

http://jsbin.com/ibito/edit

- Core
- Selectors
- Attributes
- Traversing
- Manipulation
- CSS
- Events
- Effects
- Ajax
- Utilities

```
<!DOCTYPE html>
<html>
<body>

<p>Element Node</p>

<script src="jquery.js">
</script>
<script>
alert($('p').get(0).nodeName);
alert($('p')[0].nodeName);
</script>

</body>
</html>
```

http://jsbin.com/idiyi/edit

- Core
- Selectors
- Attributes
- Traversing
- Manipulation
- CSS
- Events
- Effects
- Ajax
- Utilities



- Core
- Selectors
- Attributes
- Traversing
- Manipulation
- CSS
- Events
- Effects
- Ajax
- Utilities

```
$('#nav li.contact')
```

- Core
- Selectors
- Attributes
- Traversing
- Manipulation
- CSS
- Events
- Effects
- Ajax
- Utilities

```
$('#nav li.contact')

$(':visible')
```

- Core
- Selectors
- Attributes
- Traversing
- Manipulation
- CSS
- Events
- Effects
- Ajax
- Utilities

```
$('#nav li.contact')

$(':visible')

$(':radio:enabled:checked')
```

- Core
- Selectors
- Attributes
- Traversing
- Manipulation
- CSS
- Events
- Effects
- Ajax
- Utilities

```
$('#nav li.contact')

$(':visible')

$(':radio:enabled:checked')

$('a[title]')
```

- Core
- Selectors
- Attributes
- Traversing
- Manipulation
- CSS
- Events
- Effects
- Ajax
- Utilities

```
$('#nav li.contact')

$(':visible')

$(':radio:enabled:checked')

$('a[title]')

$('a[title][hash*="foo"]')
```

- Core
- Selectors
- Attributes
- Traversing
- Manipulation
- CSS
- Events
- Effects
- Ajax
- Utilities

```
$('#nav li.contact')

$(':visible')

$(':radio:enabled:checked')

$('a[title]')

$('a[title][hash*="foo"]')

$('a:first[hash*="foo"]')
```

- Core
- Selectors
- Attributes
- Traversing
- Manipulation
- CSS
- Events
- Effects
- Ajax
- Utilities

```
$('#nav li.contact')

$(':visible')

$(':radio:enabled:checked')

$('a[title]')

$('a[title][hash*="foo"]')

$('a:first[hash*="foo"]')

$('.header, .footer')
```

- Core
- Selectors
- Attributes
- Traversing
- Manipulation
- CSS
- Events
- Effects
- Ajax
- Utilities

```
$('#nav li.contact')

$(':visible')

$(':radio:enabled:checked')

$('a[title]')

$('a[title][hash*="foo"]')

$('a:first[hash*="foo"]')

$('.header, .footer')

$('.header, .footer', '#main')
```

- Core
- Selectors
- Attributes
- Traversing
- Manipulation
- CSS
- Events
- Effects
- Ajax
- Utilities

```
$('#nav li.contact')

$(':visible')

$(':radio:enabled:checked')

$('a[title]')

$('a[title][hash*="foo"]')

$('a:first[hash*="foo"]')

$('.header, .footer')

$('.header, .footer', '#main')
```

http://codylindley.com/jqueryselectors

- Core
- Selectors
- Attrib
- Traver
- Mani
- CS
- Event
- Effects
- Ajax
- Utilities

```
$(                contact')
                                ked')
                                ]')
                                )
                                ', '#main')
```

ht ley.com/jqueryselectors

jQuery selectors fail silently, just like CSS does!

- Core
- Selectors
- Attributes
- Traversing
- Manipulation
- CSS
- Events
- Effects
- Ajax
- Utilities

```
attr()
removeAttr()

addClass()
hasClass()
toggleClass()
removeClass()

val()
```

- Core
- Selectors
- Attributes
- Traversing
- Manipulation
- CSS
- Events
- Effects
- Ajax
- Utilities

```
attr()
removeAttr()

addClass()
hasClass()
toggleClass()
removeClass()

val()
```

- Core
- Selectors
- **Attributes**
- Traversing
- Manipulation
- CSS
- Events
- Effects
- Ajax
- Utilities

```
<!DOCTYPE html><html><body>

<input type="text" value="search">

<script src="jquery.js"></script>
<script>

$('input').focus(function(){
  var v = $(this).val();
  $(this).val(
    v === this.defaultValue ? '' : v
  );
}).blur(function(){
  var v = $(this).val();
  $(this).val(
    $.trim(v) ? v : this.defaultValue
  );
});

</script></body></html>
```

http://jsbin.com/akeqo3/edit

- Core
- Selectors
- Attributes
- **Traversing**
- Manipulation
- CSS
- Events
- Effects
- Ajax
- Utilities

```
add()
children()
closest()
contents()
find()
next()
nextAll()
offsetParent()
parent()
parents()
prev()
prevAll()
siblings()

andSelf()
end()
```

```
eq()
filter()
is()
map()
not()
slice()
```

- Core
- Selectors
- Attributes
- Traversing
- Manipulation
- CSS
- Events
- Effects
- Ajax
- Utilities

Searches **down**

```
add()
children()
closest()
contents()
find()
next()
nextAll()
offsetParent()
parent()
parents()
prev()
prevAll()
siblings()

andSelf()
end()
```

```
eq()
filter()
is()
map()
not()
slice()
```

- Core
- Selectors
- Attributes
- **Traversing**
- Manipulation
- CSS
- Events
- Effects
- Ajax
- Utilities

```
add()                    eq()
ch                       filter()
closest()                is()
contents()               map()
find()                   not()
next()                   slice()
nextAll()
offsetParent()
parent()
parents()
prev()
prevAll()
siblings()

andSelf()
end()
```

Filters **across**

- Core
- Selectors
- Attributes
- **Traversing**
- Manipulation
- CSS
- Events
- Effects
- Ajax
- Utilities

```
add()
children()
closest()
contents()
find()
next()
nextAll()
offsetParent()
parent()
parents()
prev()
prevAll()
siblings()

andSelf()
end()
```

```
eq()
filter()
is()
map()
not()
slice()
```

- Core
- Selectors
- Attributes
- **Traversing**
- Manipulation
- CSS
- Events
- Effects
- Ajax
- Utilities

```
<!DOCTYPE html>
<html>
<body>

<p>Make me bold!</p>

<script src="jquery.js">
</script>
<script>

$('p')
   .contents()
   .wrap('<strong />');

</script>
</body>
</html>
```

http://jsbin.com/owesu/edit

- Core
- Selectors
- Attributes
- Traversing
- **Manipulation**
- CSS
- Events
- Effects
- Ajax
- Utilities

```
html()                  replaceWith()
text()                  replaceAll()

append()                empty()
appendTo()              remove()
prepend()
prependTo()             clone()

after()
before()
insert()
insertAfter()
insertBefore

wrap()
wrapAll()
wrapInner()
```

- Core
- Selectors
- Attributes
- Traversing
- **Manipulation**
- CSS
- Events
- Effects
- Ajax
- Utilities

```
html()                  replaceWith()
text()                  replaceAll()

append()                empty()
appendTo()              remove()
prepend()
prependTo()             clone()

after()
before()
insert()
insertAfter()
insertBefore

wrap()
wrapAll()
wrapInner()
```

- Core
- Selectors
- Attributes
- Traversing
- **Manipulation**
- CSS
- Events
- Effects
- Ajax
- Utilities

```
<!DOCTYPE html>
<html>
<body>

<p>jQuery's <em>easy!</em></p>

<script src="jquery.js">
</script>
<script>

alert($('p').text());

</script>
</body>
</html>
```

http://jsbin.com/inulu/edit

- Core
- Selectors
- Attributes
- Traversing
- Manipulation
- CSS
- Events
- Effects
- Ajax
- Utilities

```
css()

offset()
offsetParent()
position()
scrollTop()
scrollLeft()

height()
width()
innerHeight()
innerWidth()
outerHeight()
outerWidth()
```

- Core
- Selectors
- Attributes
- Traversing
- Manipulation
- CSS
- Events
- Effects
- Ajax
- Utilities

```
css()

offset()
offsetParent()
position()
scrollTop()
scrollLeft()

height()
width()
innerHeight()
innerWidth()
outerHeight()
outerWidth()
```

- Core
- Selectors
- Attributes
- Traversing
- Manipulation
- **CSS**
- Events
- Effects
- Ajax
- Utilities

```
<!DOCTYPE html>
<html>
<head>
<style>
div { background: #ccc; width: 100px;
margin: 0 20px; float: left; }
</style>
</head>
<body>

<div></div>
<div></div>
<div></div>

<script src="jquery.js">
</script>
<script>

$('div').height($(document).height());

</script>
</body>
</html>
```

http://jsbin.com/erire3/edit

- Core
- Selectors
- Attributes
- Traversing
- Manipulation
- CSS
- **Events**
- Effects
- Ajax
- Utilities

```
ready()

bind()
one()
trigger()
triggerHandler()
unbind()

live()
die()

hover()
toggle()

load()
unload()
error()

blur()
change()
click()
dbclick()
focus()
keydown()
keypress()
keyup()
mousedown()
mousenter()
mouseleave()
mouseout()
mouseup()
resize()
scroll()
select()
submit()
```

- Core
- Selectors
- Manipulation
- CSS
- Events
- Effects
- Ajax
- Utilities

Acts on first, and doesn't chain!

```
ready()

bind()
one()
trigger()
triggerHandler()
unbind()

live()
die()

hover()
toggle()

load()
unload()
error()

blur()
change()
click()
dbclick()
focus()
keydown()
keypress()
keyup()
mousedown()
mousenter()
mouseleave()
mouseout()
mouseup()
resize()
scroll()
select()
submit()
```

- Core
- Selectors
- Attributes
- Traversing
- Manipulation
- CSS
- **Events**
- Effects
- Ajax
- Utilities

```
ready()
bind()
one()
trigger()
triggerHandler()
unbind()

live()
die()

hover()
toggle()

load()
unload()
error()
```

IE fires on blur

```
blur()
change()
click()
dbclick()
focus()
keydown()
keypress()
keyup()
mousedown()
mousenter()
mouseleave()
mouseout()
mouseup()
resize()
scroll()
select()
submit()
```

- Core
- Selectors
- Attributes
- Traversing
- Manipulation
- CSS
- **Events**
- Effects
- Ajax
- Utilities

```
ready()

bind()
one()
trigger()
triggerHandler()
unbind()

live()
die()

hover()
toggle()

load()
unload()
error()

blur()
change()
click()
dbclick()
focus()
keydown()
keypress()
keyup()
mousedown()
mousenter()
mouseleave()
mouseout()
mouseup()
resize()
scroll()
select()
submit()
```

- Core
- Selectors
- Attributes
- Traversing
- Manipulation
- CSS
- Events
- Effects
- Ajax
- Utilities

```
<!DOCTYPE html>
<html>
<body>

<p>1. click</p>
<p>2. click</p>

<script src="jquery.js"></script>
<script>

$('p').bind('click', function(){
 $(this).after('<p>clicked</p>');
});

</script>
</body>
</html>
```

http://jsbin.com/ogahu/edit

- Core
- Selectors
- Attributes
- Traversing
- Manipulation
- CSS
- **Events**
- Effects
- Ajax
- Utilities

```
<!DOCTYPE html>
<html>
<body>

<p>1. click</p>
<p>2. click</p>

<script src="jquery.js"></script>
<script>

$('p').live('click', function(){
 $(this).after('<p>' +
 ➥ $(this).text()+' clicked</p>');
});

</script>
</body>
</html>
```

http://jsbin.com/ihalu/edit

- Core
- Selectors
- Attributes
- Traversing
- Manipulation
- CSS
- Events
- Effects
- Ajax
- Utilities

```
show()
hide()
toggle()

slideDown()
slideUp()
slideToggle()

fadeIn()
fadeOut()
fadeTo()

animate()
stop()
```

- Core
- Selectors
- Attributes
- Traversing
- Manipulation
- CSS
- Events
- Effects
- Ajax
- Utilities

```
show()
hide()
toggle()

slideDown()
slideUp()
slideToggle()

fadeIn()
fadeOut()
fadeTo()

animate()
stop()
```

- Core
- Selectors
- Attributes
- Traversing
- Manipulation
- CSS
- Events
- **Effects**
- Ajax
- Utilities

```
<!DOCTYPE html><html><head>
<style>
div {background:#bca; width:100px;
border:1px solid green;}
</style>
</head>
<body>
<div id="block">Hello!</div>
<script src="jquery.js"></script>
<script>

$('#block').animate({
  width: '70%',
  opacity: 0.4,
  marginLeft: '0.6in',
  fontSize: '3em',
  borderWidth: '10px'
}, 1500);
```

http://jsbin.com/oroto/edit

```
</script></body></html>
```

- Core
- Selectors
- Attributes
- Traversing
- Manipulation
- CSS
- Events
- Effects
- Ajax
- Utilities

```
$.ajax()          ajaxCompete()
$.get()           ajaxError()
$.post()          ajaxSend()
$.getJSON()       ajaxStart()
$.getScript()     ajaxStop()
$.ajaxSetup()     ajaxSuccess()

load()

serialize()
serializeArray()
```

- Core
- Selectors
- Attributes
- Traversing
- Manipulation
- CSS
- Events
- Effects
- Ajax
- Utilities

```
$.ajax()          ajaxCompete()
$.get()           ajaxError()
$.post()          ajaxSend()
$.getJSON()       ajaxStart()
$.getScript()     ajaxStop()
$.ajaxSetup()     ajaxSuccess()

load()

serialize()
serializeArray()
```

- Core
- Selectors
- Attributes
- Traversing
- Manipulation
- CSS
- Events
- Effects
- **Ajax**
- Utilities

```
<!DOCTYPE html><html><body>
<script src="jquery.js">
</script>
<script>

$.getJSON("http://twitter.com/
statuses/user_timeline.json?
screen_name=rem&callback=?",
function(data){
  $.each(data,function(i,tweet){
    $('<p/>').html
(tweet.text).appendTo('body');
    if ( i == 30 ) return false;
  });
});
</script></body></html>
```

http://jsbin.com/acisi/edit

- Core
- Selectors
- Attributes
- Traversing
- Manipulation
- CSS
- Events
- Effects
- Ajax
- Utilities

```
$.support
$.boxModel
$.browser

$.each()
$.extend()
$.grep()
$.makeArray()
$.map()
$.inArray()
$.merge()
$.unique()
```

```
$.isArray()
$.isFunction()

$.trim()
$.param()
```

- Core
- Selectors
- Attributes
- Traversing
- Manipulation
- CSS
- Events
- Effects
- Ajax
- Utilities

```
$.support
$.boxModel
$.browser

$.each()
$.extend()
$.grep()
$.makeArray()
$.map()
$.inArray()
$.merge()
$.unique()
```

```
$.isArray()
$.isFunction()

$.trim()
$.param()
```

- Core
- Selectors
- Attributes
- Traversing
- Manipulation
- CSS
- Events
- Effects
- Ajax
- Utilities

```
$.each(data, function(i, tweet){
  $('<p />')
    .html(tweet.text)
    .appendTo('body');

  if ( i == 30 ) {
    return false;
  }
});
```

http://jsbin.com/acisi/edit

Plugins

What's a plugin?

A plugin is nothing more than a custom jQuery method created to extend the functionality of the jQuery object

```
$('ul').myPlugin()
```

Why create a plugin?

The “do something” isn’t available in jQuery

Why create a plugin?

Roll your own “do something” with a plugin!

A plugin in 6 steps

Step 1:

create a private scope for $ alias

```
<!DOCTYPE html><html><body>
<script src="jquery.js"></script>
<script>
(function ($) {

})(jQuery);
</script></body></html>
```

Step 2:

attach plugin to fn alias (aka prototype)

```
<!DOCTYPE html><html><body>
<script src="jquery.js"></script>
<script>
(function ($) {
$.fn.notHate = function () {
  $(this).text(
    $(this).text().replace(/hate/g, 'love')
  );
}; // end of plugin
})(jQuery);
</script></body></html>
```

```
<!DOCTYPE html><html><body>
<p>I hate jQuery!</p>
<script src="jquery.js"></script>
<script>
(function ($) {
$.fn.notHate = function () {
  $(this).text(
    $(this).text().replace(/hate/g, 'love')
  );
}; // end of plugin
})(jQuery);
$('p').notHate();
</script></body></html>
```

Step 3:

add implicit iteration

```
<!DOCTYPE html><html><body>
<p>I hate jQuery!</p>
<p>I mean really hate jQuery!</p>
<script src="jquery.js"></script>
<script>
(function ($) {
$.fn.notHate = function () {
  this.each(function () {
    $(this).text(
      $(this).text().replace(/hate/g, 'love')
    );
  });
}; // end of plugin
})(jQuery);

$('p').notHate();
</script></body></html>
```

Step 4:

enable chaining

```
<!DOCTYPE html><html><body>
<p>I hate jQuery!</p>
<p>I mean really hate jQuery!</p>
<script src="jquery.js"></script>
<script>
(function ($) {
$.fn.notHate = function () {
  return this.each(function () {
    $(this).text(
      $(this).text().replace(/hate/g, 'love')
    );
  });
}; // end of plugin
})(jQuery);

$('p').notHate().hide();
</script></body></html>
```

Step 5:

add default options

```
<!DOCTYPE html><html><body>
<p>I hate jQuery!</p>
<p>I mean really hate jQuery!</p>
<script src="jquery.js"></script>
<script>
(function ($) {
$.fn.notHate = function () {
  return this.each(function () {
    $(this).text(
      $(this).text().replace(/hate/g,
      ➥ $.fn.notHate.defaults.text)
    );
  });
}; // end of plugin
$.fn.notHate.defaults = {text:'love'};
})(jQuery);

$('p').notHate();
</script></body></html>
```

Step 6:

add custom options

```
<!DOCTYPE html><html><body>
<p>I hate jQuery!</p>
<p>I mean really hate jQuery!</p>
<script src="jquery.js"></script>
<script>
(function ($) {
$.fn.notHate = function () {
  return this.each(function () {
    $(this).text(
      $(this).text().replace(/hate/g,
      ➥ $.fn.notHate.defaults.text)
    );
  });
}; // end of plugin
$.fn.notHate.defaults = {text:'love'};
})(jQuery);

$('p').notHate({text: 'love-love-love'});
</script></body></html>
```

```
<!DOCTYPE html><html><body>
<p>I hate jQuery!</p>
<p>I mean really hate jQuery!</p>
<script src="jquery.js"></script>
<script>
(function ($) {
$.fn.notHate = function (options) {
  return this.each(function () {
    $(this).text(
      $(this).text().replace(/hate/g,
      ➥ $.fn.notHate.defaults.text)
    );
  });
}; // end of plugin
$.fn.notHate.defaults = {text:'love'};
})(jQuery);

$('p').notHate({text: 'love-love-love'});
</script></body></html>
```

```
<!DOCTYPE html><html><body>
<p>I hate jQuery!</p>
<p>I mean really hate jQuery!</p>
<script src="jquery.js"></script>
<script>
(function ($) {
$.fn.notHate = function (options) {
  var settings = $.extend({},
  ➥ $.fn.notHate.defaults, options);

  return this.each(function () {
    $(this).text(
      $(this).text().replace(/hate/g,
      ➥ $.fn.notHate.defaults.text)
    );
  });
}; // end of plugin
$.fn.notHate.defaults = {text:'love'};
})(jQuery);

$('p').notHate({text: 'love-love-love'});
</script></body></html>
```

http://jsbin.com/ifuga/edit

```
<!DOCTYPE html><html><body>
<p>I hate jQuery!</p>
<p>I mean really hate jQuery!</p>
<script src="jquery.js"></script>
<script>
(function ($) {
$.fn.notHate = function (options) {
  var settings = $.extend({},
  ➥ $.fn.notHate.defaults, options);

  return this.each(function () {
    $(this).text(
      $(this).text().replace(/hate/g,
      ➥ settings.text)
    );
  });
}; // end of plugin
$.fn.notHate.defaults = {text:'love'};
})(jQuery);

$('p').notHate({text: 'love-love-love'});
</script></body></html>
```

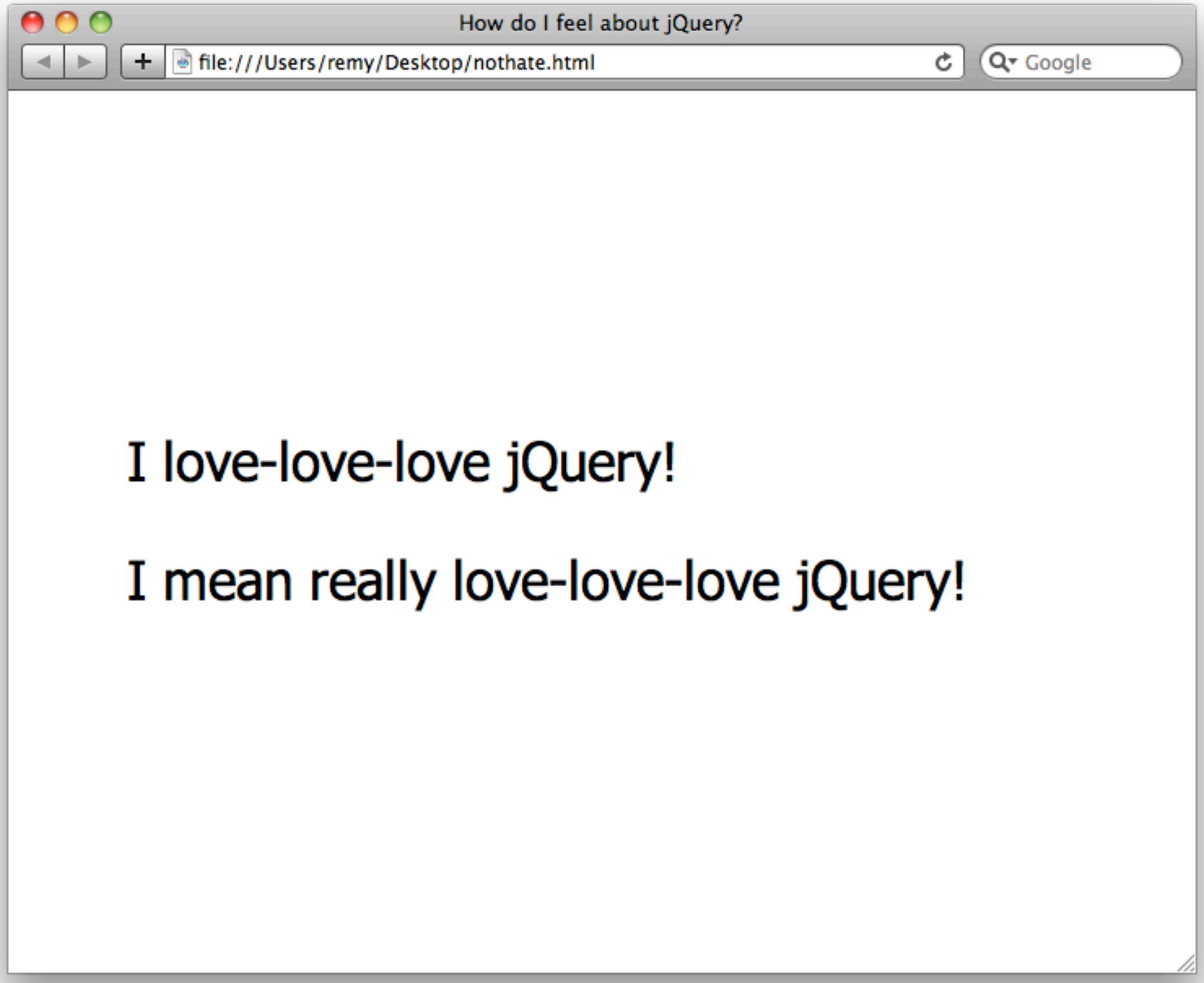
How do I feel about jQuery?
file:///Users/remy/Desktop/nothate.html
Google
I love-love-love jQuery!
I mean really love-love-love jQuery!

Plugins are simple, just follow those steps.

News

- Four conferences next year:
  London, Boston, San Francisco and online
- New plugin site
- jQuery Forum (moving from Google Groups)
- jQuery.org & Foundation (Software Freedom Law Centre)
- Infrastructure upgrade

Remy Sharp @rem

jQuery team member

Co-author of O'Reilly
jQuery Cookbook
(due November 20th)

jqueryfordesigners.com

remysharp.com

Special thanks to Cody Lindley

Remy Sharp @rem

jQuery team member

Co-author of O'Reilly
jQuery Cookbook
(due November 20th)

jqueryfordesigners.com

remysharp.com



Questions

Special thanks to Cody Lindley